

Project Name:

Location:

Specifier:

Rep Agency:

Fixture Type:

Product Code:

KLIK LEDpod™ XL32 Patented

Description

Minimalist point source LED fixture with multiple outputs for use in hollow metal structures such as guard rails, awnings, canopies and custom luminaires. Asymmetric and symmetric options available.

Housing

Clear anodized aluminum body as standard. Color-match anodized as an option, consult factory.

Aluminum body has a fine 25-micron finish and is hard-coat anodized, thus preventing galvanic corrosion.

Mounting

Unique concealed internal mounting wings hold the fixture in place, deployed via unobtrusive screw holes with patent-pending anti-tamper screws.

- Tube Size:

- XL32 Flat: RHS min 65mm height, Max. wall 6mm
- XL32R50: Ø 80-120mm, Max. wall 6mm
- XL32R85: Ø 150-190mm, Max. wall 6mm
- Other sizes available upon request

- Cut Out: 32mm (1.26")

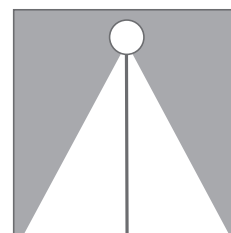

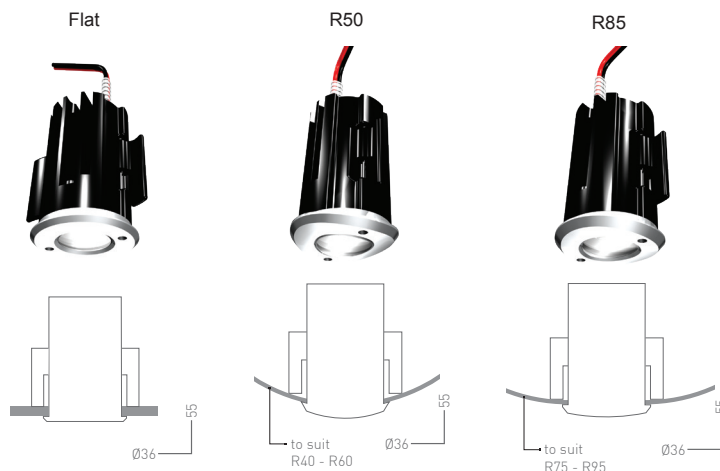
- Weight: 0.088kg

Electrical/LED Driver

- Input Voltage: 24 VDC
- Operating Temp: -40 to 120° F
- Efficiency: Up to 88 lm/W
- Driver: Must use class 2 driver
 - Primary Driver: 110 - 277 VAC UL Listed Constant Voltage
 - Secondary Driver: Constant Current (provided with fixture)
- Control: DALI, 0-10V, DMX
 - DMX control typically for dimming only; Contact factory for addressable and RGBW options
- Enclosure: Minimum NEMA 3R required
- Wire connectors provided; factory wire-harness available, consult factory

Listings

- ETL listed, UL 1598/CSA 22.2; CE
- cETL
- IP65 wet location rated All IP rated luminaires tested to AS60529-2004 Degrees of protection provided by enclosures (IP Code)
- Class II device
- Wet location rated



Symmetric



Product Codes

Follow the steps to specify your fixture. Enter Product Code in field at top of page. Example: LPXL32F0030K2.3SFLD

Fixture Type	Size	Bezel Profile	Color	Wattage	Distribution	Optic	Lens	Dimming ¹	Custom Bezel ^{1,2}
LPXL LEDpod XL	32 Drill 1.26" Hole	F00 Flat R50 50mmR R85 85mmR	27K 2700K 30K 3000K 35K 3500K 40K 4000K 50K 5000K RED Red GRN Green BLU Blue AMB Amber PCA PC Amber RGB RGBW ²	2.3 2.3 Watts 3.2 3.2 Watts 4.5 4.5 Watts 6.6 6.6 Watts	S Symmetric	NSP Narrow Spot SPT Spot NFL Narrow Flood FLD Flood SPR 20 x 60 Spread	Clear lens standard FRS Frosted	DIM Dimmable	RAL Custom Powdercoat ANO Color Anodize SHR Diode shroud for horizontal mount

1. Additional charges and lead time apply for this feature.

2. Contact factory

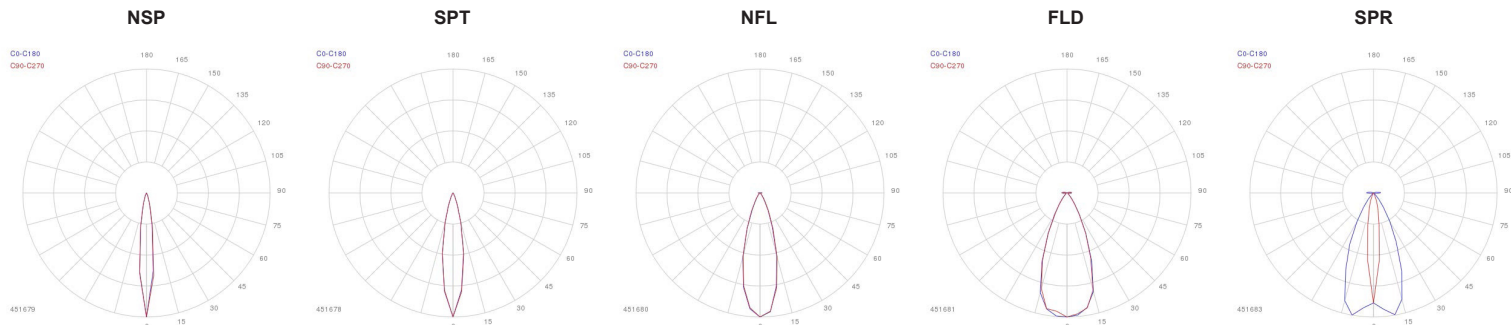
Project Name:	Location:
Specifier:	Rep Agency:
Fixture Type:	Product Code:

LED Performance

LED: Cree XT-E
CCT: 2700, 3000, 4000 (others available)

CRI: 80-85
Life: 80% at 50k hrs and 85° C

Binning: 3 MacAdam Steps
Warranty: 5 Year Warranty



KLIK LEDpod XL32 Symmetric Models

Beam Angle			NSP narrow spot 10° +/-2°	SP spot 20° +/-2°	NFL narrow flood 31° +/-3°	FL flood 41° +/- 5°	SPR spreader 20x60°
LOR defined by optics			90	89	86	85	87
lm	W	mA	System Lumens @4000K				
179	2.3	350	161	159	155	152	155
243	3.2	500	219	216	209	206	211
320	4.5	700	288	284	275	272	278
422	6.6	1000	380	375	363	359	376

Remote Mounting Distance

24 VDC 100W Driver:

- Up to 300' remote length from driver to first LED w/10ga wire
- Contact factory for detailed calculations
- Calculations based on 2' centers between pods at 700mA (2.5W).
- Increased spacing reduces number of pods per circuit.

Primary Driver	Secondary LED Driver	Spacing	Maximum KLIK LEDpods™*
110 - 277 Primary Voltage Remotely Mounted Dimming Control 10" x 1.5" x 2"	1000mA	8'	12
	700mA	8'	18
	500mA	8'	24
	350mA	8'	32

*Based on 16 AWG between LEDpods

Accessories

LP100WPRITRND	Class 2 Driver, Non-Dimming, Input voltage = 120-277 VAC, Output voltage = 24 VDC, 5 year warranty Used for non-dimming KLIK LEDpods
LP100WPRITRNDIM	Class 2 Driver, Dimming, Input voltage = 120-277 VAC, Output voltage = 24 VDC, 5 year warranty Used for dimming KLIK LEDpods
LPNEMA3RENCL	NEMA 3R Drip Proof Enclosure, 4" x 4" x 18" (IP32 Equivalent)
LPNEMA4ENCL	NEMA 4 Watertight Enclosure, 14" x 8" x 6" (IP66 Equivalent)
LPNEMA6PENCL	NEMA 6P Submersible Enclosure 15" x 8" x 6" (IP67 Equivalent)

Additional driver & enclosure configurations available

Project Name:

Location:

Specifier:

Rep Agency:

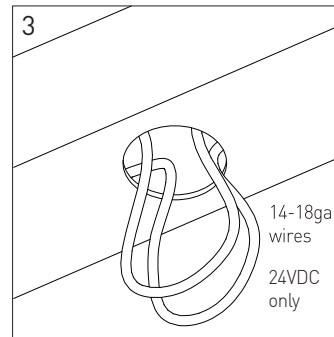
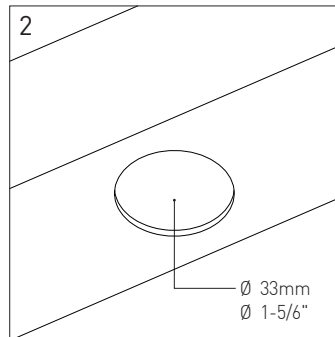
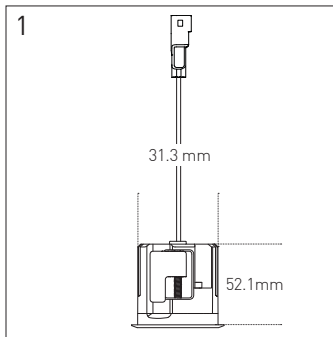
Fixture Type:

Product Code:

Installation Instructions Additional instructions may apply, consult factory.



Instruction Sheet
KLIK LEDpod™ XL32 · 24VDC

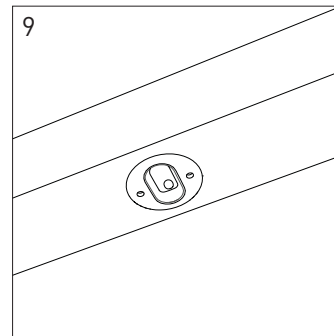
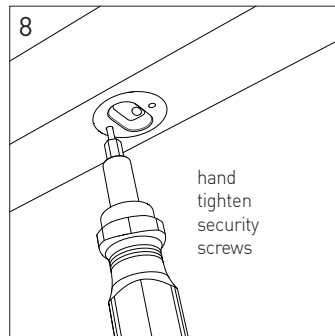
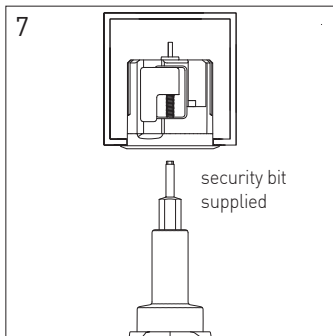
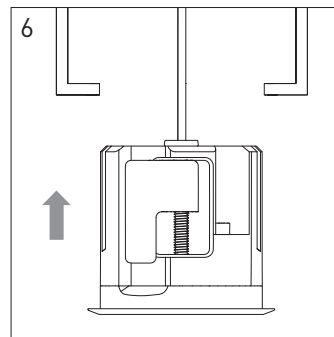
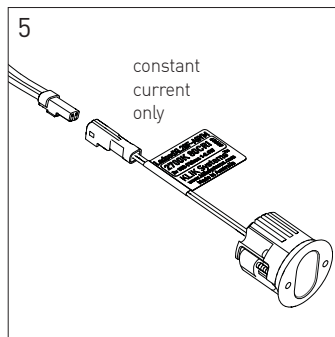
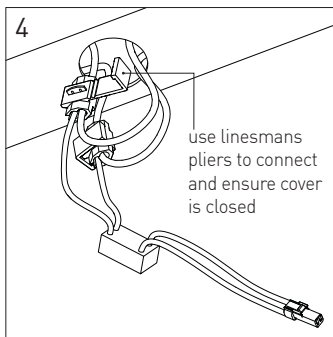


WARNING

- Risk of fire or electric shock.
- Disconnect all power before installing or servicing.
- Installation Instruction for qualified electricians only.
- Install per National Electrical Code and local regulations.
- Read Installation Instructions completely before installation.
- Failure to follow Installation Instructions may void warranties.

To reduce risk of electric shock turn off the electrical supply before installing or servicing the light fixtures and driver. Failure to do so may result in serious injury and/or damage to the components.

This product must be installed in accordance with the applicable installation code by a person familiar with the construction and operation of the product and the hazards involved.



The light source contained in this luminaire shall only be replaced by the manufacturer or the service agent or a similar qualified person.

Project Name:

Location:

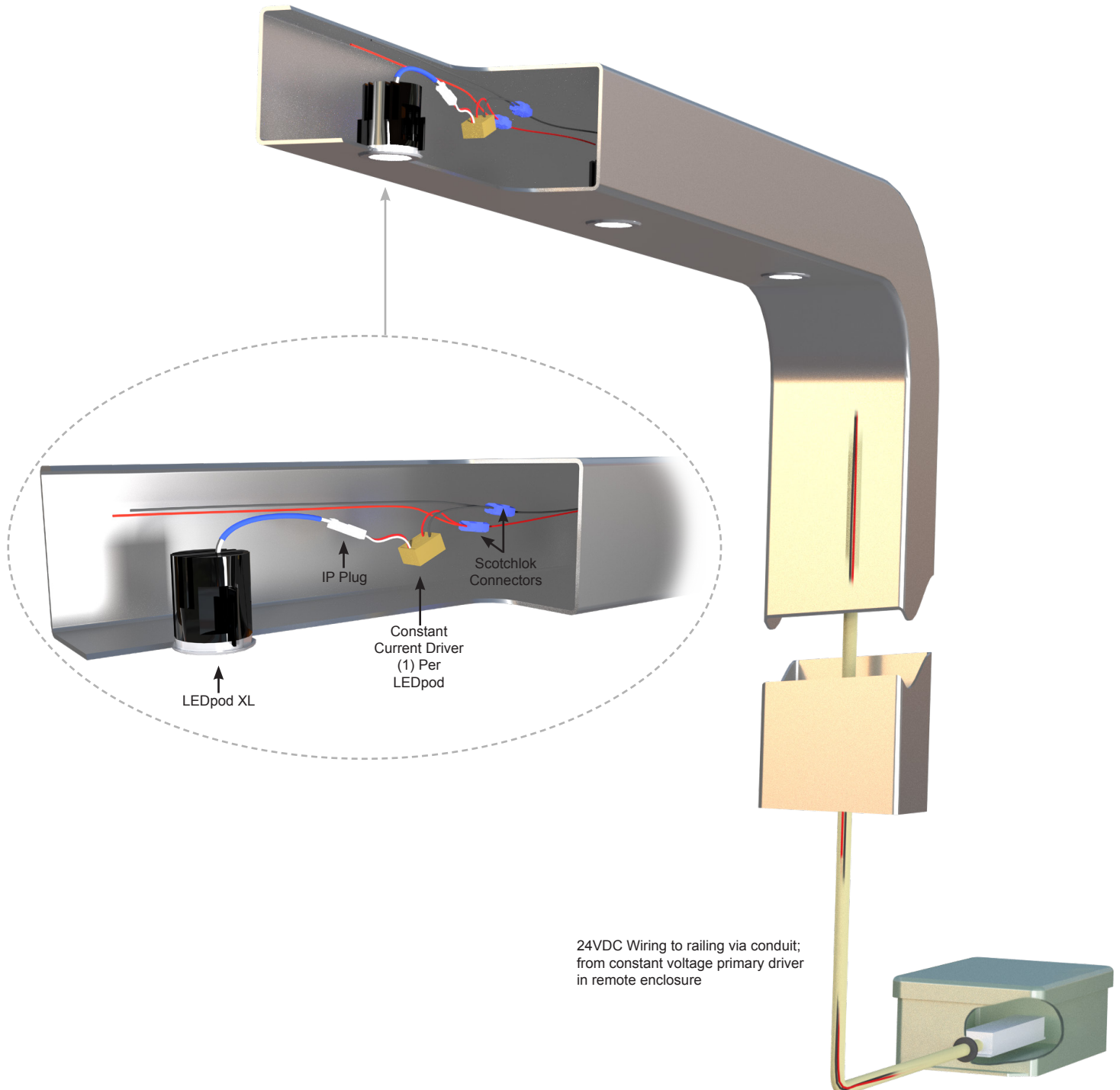
Specifier:

Rep Agency:

Fixture Type:

Product Code:

Wiring Diagram - Through Metal Structure



Project Name:

Location:

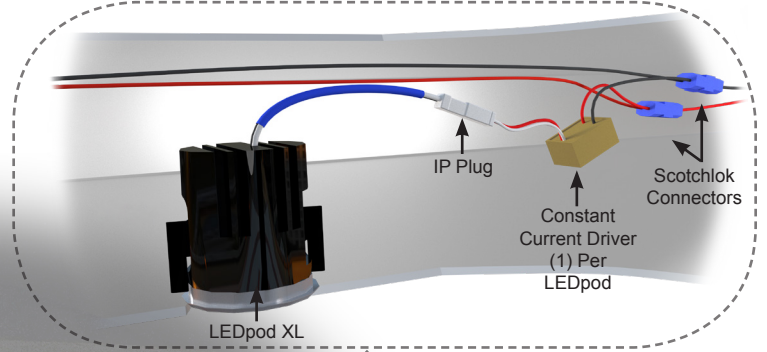
Specifier:

Rep Agency:

Fixture Type:

Product Code:

Wiring Diagram - Through Building



24VDC Wiring to railing via conduit;
from constant voltage primary driver
in remote enclosure

