

AKWA WG FLEX-02

WALL GRAZER

RGBW Dynamic SPECIFICATION SHEET

Project Name: _____

Specifier: _____

Location: _____

Product Code: _____


Material:
Aluminum + Tempered Glass

Impact Rating:
IK06

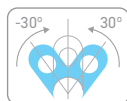
Weatherproof Rating:
IP67
Wet Location

Operating Temp:
-13°F – 122°F

Bending Direction:
Horizontal

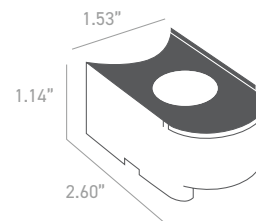
UL Listed

Beam Angle:
Lensed Optics

Dimmable:
DMX

Bend Radius:
Horizontal Bi-directional
adjustment 30°

CRI:
>80+


	AKWA Wall Grazer 02 Horizontal Bi-directional Bend
Input Voltage	24V
Power Consumption	11.0W/ft
Standard CRI	>80
LEDs per foot/m	5 18
Incremental length in/mm	13.11" 333mm
Pixels per foot/m	1 3



Optics	Lumen Output [lm/ft]	Glare Control Options
	*Outputs shown are for 15° x 40° optic	
Red	60lm	Clear Lens Standard Honeycomb HC External Glare Shield AG
Green	176lm	
Blue	16lm	
4000K	132lm	
RGBW	334lm	

Luminaire Options	Mono - Refer to specific datasheets for information
Control	DMX
Finish	black
Mounting	fixed surface mount bracket · adjustable bracket
Accessories	IP67 male / female connectors

Due to tolerances of the production process and the electrical components, values for light output, color temperature and electrical power can vary up to 10%.

AKWA WG Flex 02. Example of specification: AFWG02RGB330CL3ADYNM

Fixture Type	Color Temp [K]	Optical Lenses	Internal Optics	External Optics	Length [ft]	Cells (LEDs)	Wattage (W) ^{1,2,3}	Mounting Brackets	Control
AFWG02	RGB3 RGBW[3K]	15 15°	CL Clear lens [Std]	- No external shield [Std]	1 1.09'	6	12W	A AFWG02F	DYNM DMX Dynamic
	RGB4 RGBW[4K]	20 20°	HC Honeycomb	AG Anti-Glare Shield	2 2.18'	12	24W	B AFWG02ADJ	
		30 30°			3 3.28'	18	36W		
		40 40°			4 4.37'	24	48W		
		1015 10°x15°							
		1525 15°x25°							
		1540 15°x40°							

1. Standard side power entry with IP68 connector

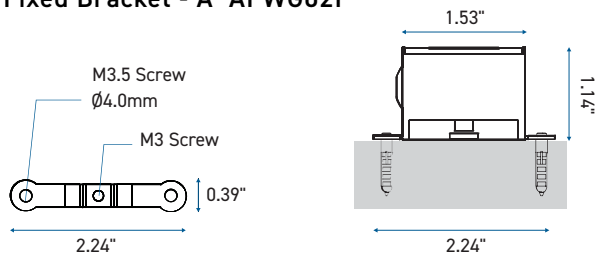
2. Min module length is 1.09' [333mm]

3. Max length with 1 x 96W PSU is 6.56' [2,000mm]

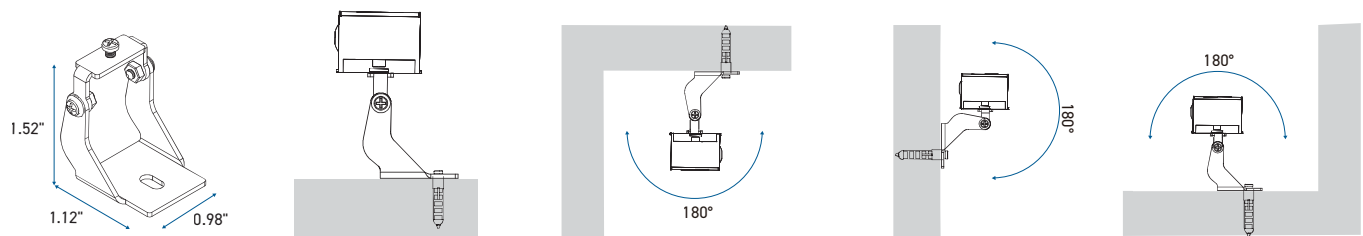
AKWAWGFLEX-02

MOUNTING OPTIONS

Fixed Bracket - A AFWG02F

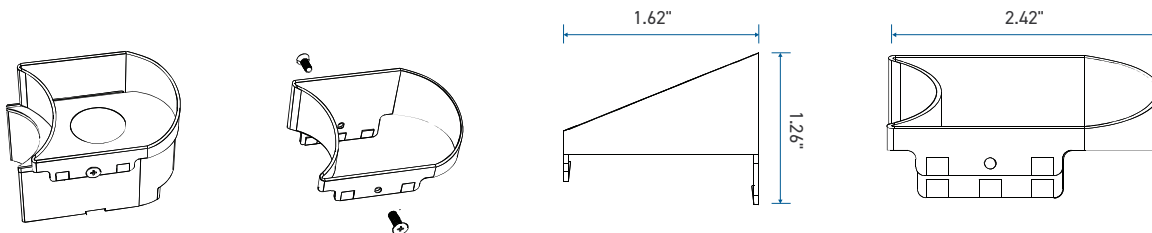


Adjustable Bracket - B AFWG02ADJ



GLARE CONTROL

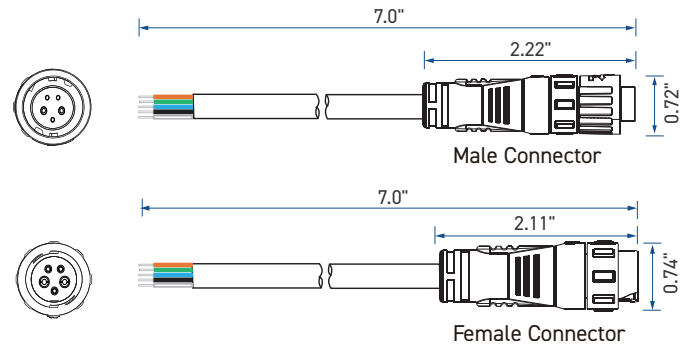
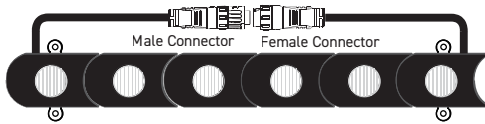
External Anti-glare shield - AG



AKWAWGFLEX-02

MODULE CONFIGURATION

Min. L= 1.09' [6xLED] 6 Cells [12W]



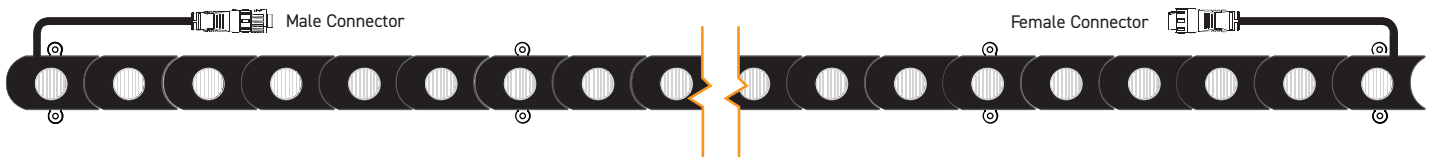
L= 2.19' [12xLED] 12 Cells [24W]



L= 3.28' [18xLED] 18 Cells [36W]



L= 4.37' [24xLED] 24 Cells [48W]



AKWAWGFLEX-02 WIRING DIAGRAMS

RGBW DYNAMIC

