

Project Name: _____ Location: _____

Specifier: _____ Rep Agency: _____

Fixture Type: _____ Product Code: _____

KLIK LEDpod™ XL28R35 Patented

DESCRIPTION

Discrete, easy to install, LED downlight for use in hollow metal structures such as bridges, guardrails, awnings, canopies, trellises and bus shelters. Available in both asymmetric and symmetric options with multiple lens options.

Note – Consult factory for guidance on handrail sizing; not intended for standard IBC handrail.

HOUSING

IP65, IK08, clear anodized aluminum body. Color match anodized as an option to color match the material into which the downlight can be installed.

Aluminum housing has a marine grade hard-anodized 25-micron finish, thus preventing galvanic corrosion.

MOUNTING

Unique concealed internal mounting wings hold the fixture in place, the wings are deployed via patented anti-tamper screws through unobtrusive screw holes in the bezel.

- Designed to suit 2" Pipe [Ø58mm - Ø62mm]
- Minimum internal clearance ~1-3/8", max wall thickness ~1/4"
- Cut Out: Ø~1-1/8"
- Can be customized to suit a thicker wall

ELECTRICAL/LED DRIVER

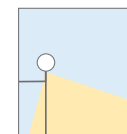

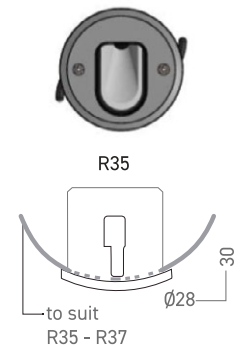
- Input Voltage: 24 VDC
- Primary Driver: KLIK provided Class II, 110 - 277 VAC UL Listed Constant Voltage
- Secondary Driver: 350 - 700mA Constant Current (provided with fixture)
- Control: 0-10V, DALI, DMX [not individually addressable]
- Enclosures: [see details below]
- Wire connectors provided; factory pre-wire available, consult factory

LISTINGS

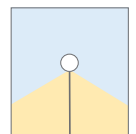
- ETL listed, UL 1598/CSA 22.2; CE
- cETL
- IP65 [wet location]
- All IP rated luminaires tested to AS60529-2004 Degrees of protection provided by enclosures (IP Code)
- IK08 or IK10 Impact Resistant
- Class 2 Device
- International Dark Sky Certified [Color temperature must be Amber or <3000K]



Shroud for use in horizontal applications



Asymmetrical
90° beam



Symmetrical
120° beam



ETL listed
UL 1598/CSA 22.2; CE



LED Operating Temp:
-40°F - 160°F



Weatherproof Rating:
IP65
Wet location rated



3G Vibration
per MIL-STD-810G



Impact resistance:
IK08



Wildlife friendly



International Dark Sky Association Certified Amber ≤ 3000K

* All IP rated luminaires tested to AS60529-2004 Degrees of protection provided by enclosures (IP Code)

KLIK LEDpod™ XL28R35 Patented

SPECIFICATION TABLE

Follow the steps to specify your fixture. Enter Product Code in field at top of page. Example: XL28R3530K500AFLDCLR

Fixture Type	Color Temp [K]	Output [W]	Distribution	Optic	Lens Options	Bezel Color Options ¹	Custom Wall ¹	Control
XL28R35	27K 2700K	350 350mA 1.5W	A Asymmetric	FLD Flood	CLR Clear lens [Std]	- Marine grade anodized [Std]	0.25 For 1/4" Wall	- 0-10V Dim
	30K 3000K	500 500mA 1.95W [Std]	S Symmetric		FRS Opaque frost	DUL Dulux Colors - Request Guide		DMX1 DMX 1 Ch
	35K 3500K	700 700mA 2.7W			OTK Optical filter	SPC Standard Powdercoat		DMX4 DMX 4 Ch
	40K 4000K				SHR Diode Shroud - Horizontal Mount	BRS Antique Brass		PH Phase Dim
	AMB FWC Amber					BLK Black Anodized		
	PCA Phos-converted Amber					BZ Bronze		
	R Red					ANT Dark Antique		
	G Green					GLD Rose Gold		
	B Blue							
	RGB3 RGBW 3K ^{1,2}							
	RGB4 RGBW 4K ^{1,2}							

¹Additional charges and lead time apply for this feature ² RGBW limited to 4 channels at 175mA [2.5 Watt TOTAL]

LED PERFORMANCE		Outputs based on 3000K			SYMMETRICAL	ASYMMETRICAL
LED:	Cree XT-E	W	mA	V	Delivered Lumens	
CCT:	2700, 3000, 4000 (others available)	1.4	350	3	127	76
CRI:	80-85	1.9	500	3	184	122
Life:	80% at 50k hrs and 85°C	2.7	700	3	242	160
Binning:	3 MacAdam Steps					
Warranty:	5 Year Warranty					

REMOTE MOUNTING DISTANCE CHART					PRIMARY DRIVER			
24 VDC 100W Driver	Approx. distance from driver to first LED at 32 fixtures				110 - 277 Primary Voltage Remotely Mounted Dimming Control 10" x 1.5" x 2"	Secondary LED Driver	Spacing	Maximum KLIK LEDpods™*
Wire Size	10 AWG	12 AWG	14 AWG	16 AWG		700mA	24"	30
						500mA	24"	37
						350mA	24"	50
Distance	525'	328'	213'	131'				

Calculations based on 2' centers between pods. Increased spacing reduces number of pods per circuit.

*Based on 16 AWG between LEDpods

REMOTE POWER SUPPLIES [PSUs]	
LP040WPRITRDIMIP	Class 2; 40W; 0-10 Dim Constant Voltage Remote PSU [IP67 (Temp Submersion) Rated; -40°C ~ +85°C]
LP096WPRITRDIM	Class 2, 96W, 0-10 Dim Constant Voltage Remote PSU [IP67 (Temp Submersion) Rated; -40°C ~ +80°C]
LP100WPRITRDIM	Class 2, 96W, 0-10 Dim Constant Voltage Remote PSU [IP64 (Damp Location) Rated; -25°C ~ +40°C]
LPQZ96WUNV24VPH010	Class 2, 96W, Phase or 0-10 Dim Constant Voltage Remote PSU [IP66 (Wet Location) Rated; -40°C ~ +60°C]
LPQZ96WUNV24VDMX1CH	Class 2, 96W, 8-Bit DMX Dim Constant Voltage Remote PSU [IP66 (Wet Location) Rated; -40°C ~ +60°C]
LPQZ96WUNV24VDMX4CH	Class 2, 96W, 8-Bit DMX Dim Constant Voltage Remote PSU [IP66 (Wet Location) Rated; -40°C ~ +60°C]

REMOTE NEMA ENCLOSURES	
LPNEMA2RENCL	NEMA2 INDOOR enclosure for LP100WPRITRDIM, 12 x 3.3 x 2
LPNEMA3RENCLJR	NEMA3R Drip Proof Enclosure, 4 x 4 x 12 [IP24 Equivalent]
LPNEMA3RXENCLSS	NEMA3 304 Lockable Stainless Steel Drip Proof Enclosure 4 x 4 x 12 [IP24 Equivalent]
LPNEMA4ENCLJR	NEMA4 Watertight Enclosure, 6 x 4 x 12 [IP66 Equivalent]; NEMA4X
LPNEMA4XENCLSSJR	NEMA4 304 Lockable Stainless Steel Watertight Enclosure 6 x 4 x 12 [IP66 Equivalent] NEMA4X
LPNEMA6PTRO	NEMA6 Watertight Enclosure Wiring Trough, 2 x 3 x 14 [IP68 Equivalent]

Additional driver & enclosure configurations available, including IP68 options
Please note the KLIK UL Listing requires purchase of a remote driver and enclosure.

KLIK LEDpod™ XL28R35 Patented FOOTCANDLE CHART

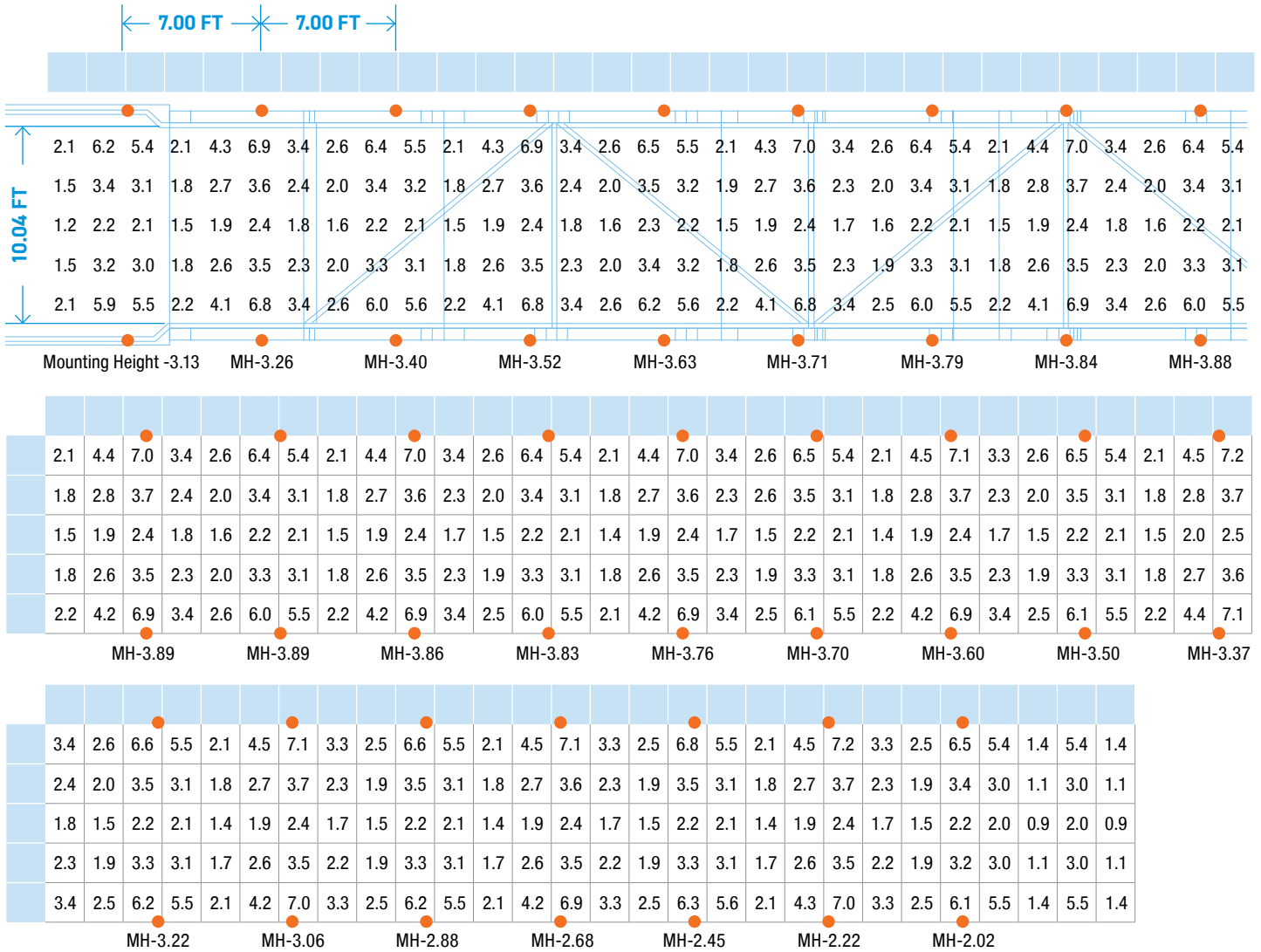
Luminaire Schedule

Symbol	Qty	Label	Arrangement	Luminaire Lumens	LLF	Description	Filename
●	50	A	Single	154	0.900	XL28R35-Dir-PCLens-AsymRe	XL28R35-Dir-PCLens-AsymRefW-LPOD-500mA-3000K-0.025m-451660-C.ies

MH = Mounting Height [ft]

Calculation Summary

Label	CalcType	Units	Avg	Max	Min	Avg/Min	Max/Min	Description
Bridge	Illuminance	Fc	3.21	7.20	0.90	3.57	8.00	readings taken at grade



KLIK LEDpod™ XL28R35 Patented FOOTCANDLE CHART

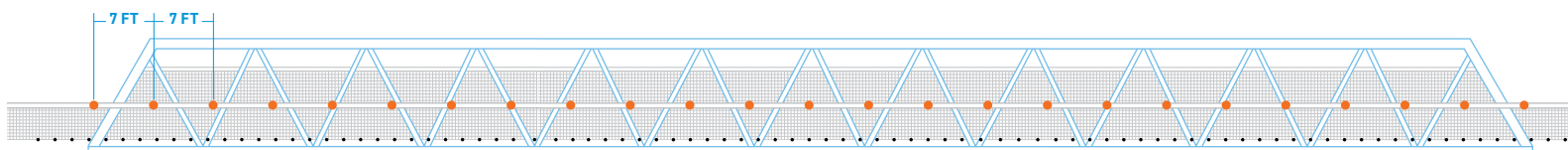
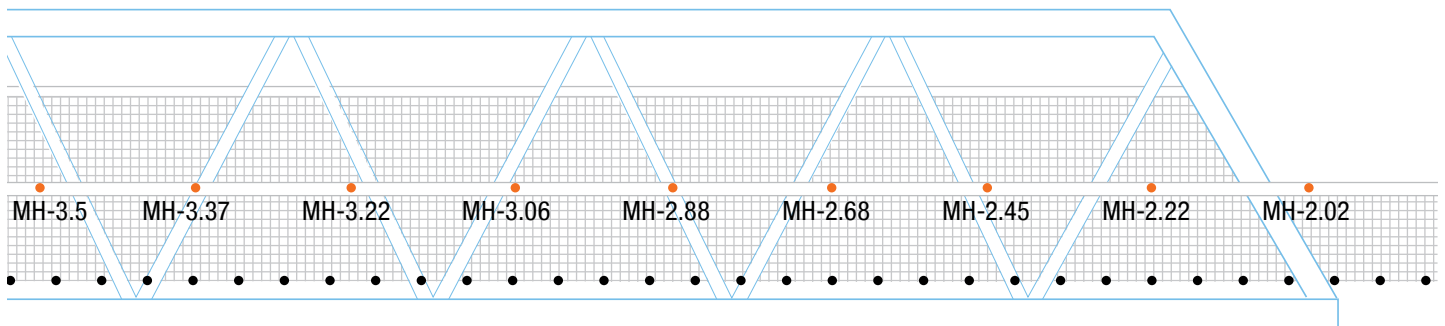
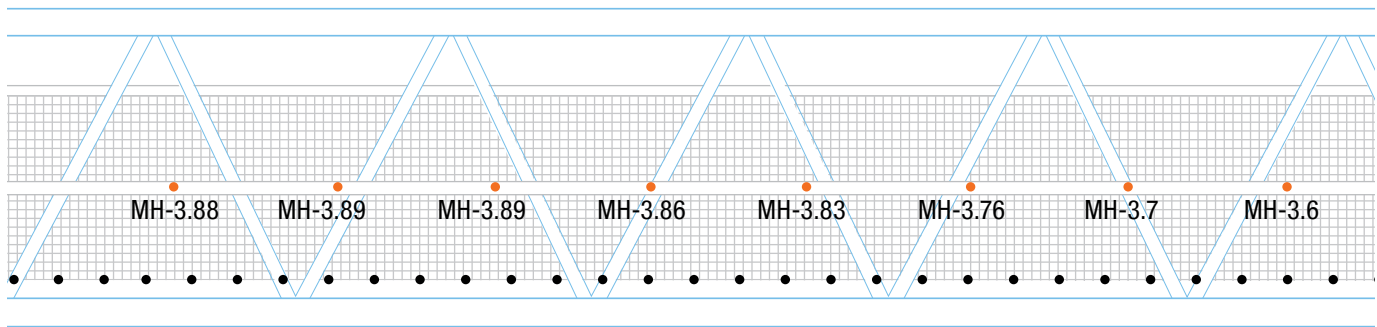
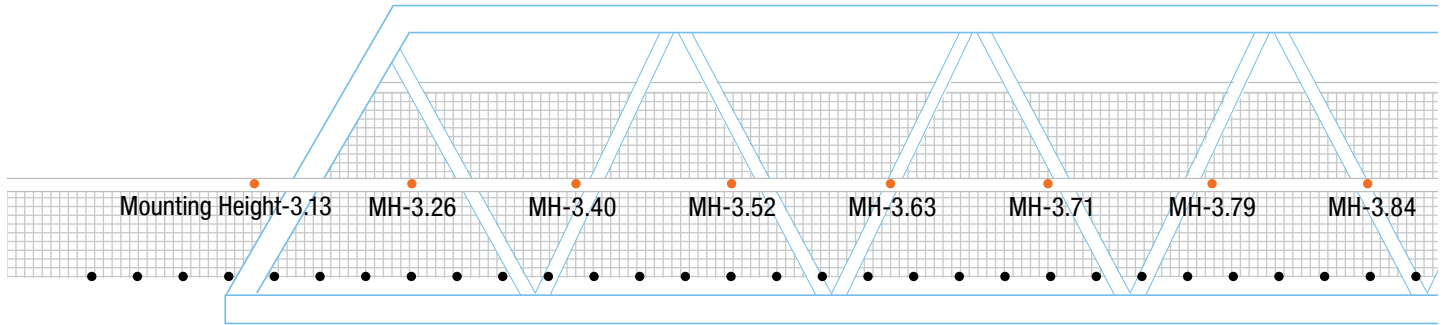
Luminaire Schedule

Symbol	Qty	Label	Arrangement	Luminaire Lumens	LLF	Description	Filename
●	50	A	Single	154	0.900	XL28R35-Dir-PCLens-AsymRe	XL28R35-Dir-PCLens-AsymRefW-LPOD-500mA-3000K-0.025m-451660-C.ies

MH = Mounting Height [ft]

Calculation Summary

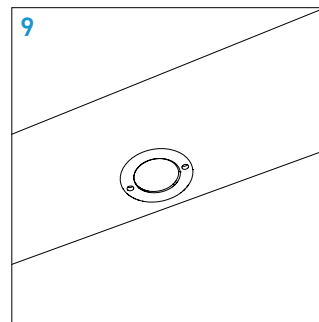
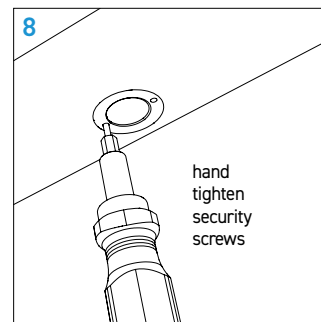
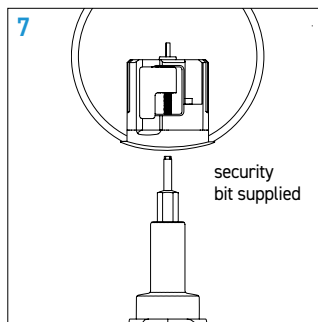
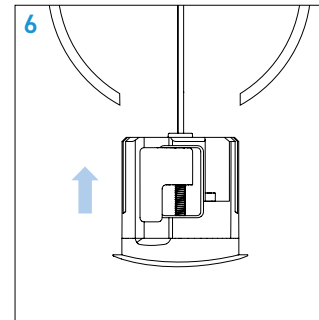
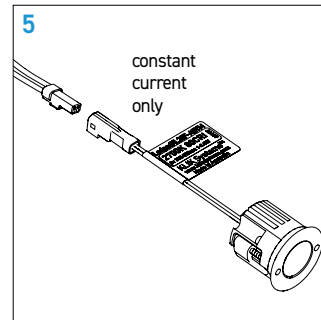
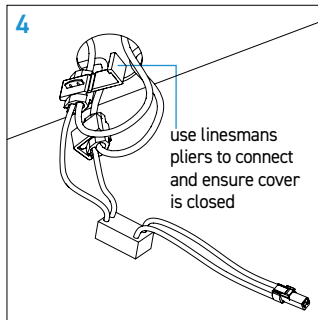
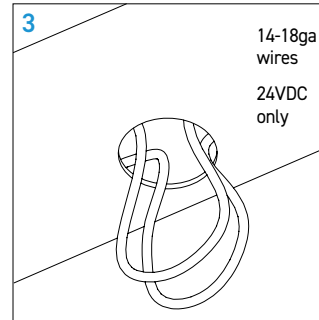
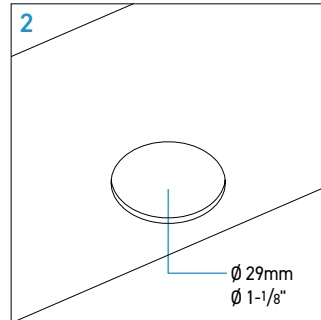
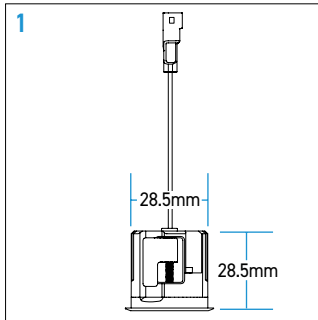
Label	CalcType	Units	Avg	Max	Min	Avg/Min	Max/Min	Description
Bridge	Illuminance	Fc	3.21	7.20	0.90	3.57	8.00	readings taken at grade



The mounting height varies, please see above [MH-X.XX]

KLIK LEDpod™ XL28R35 Patented

INSTALLATION INSTRUCTIONS Additional instructions may apply, consult factory.



WARNING

- Risk of fire or electric shock.
- Disconnect all power before installing or servicing.
- Installation Instruction for qualified electricians only.
- Install per National Electrical Code and local regulations.
- Read Installation Instructions completely before installation.
- Failure to follow Installation Instructions may void warranties.

To reduce risk of electric shock turn off the electrical supply before installing or servicing the light fixtures and driver. Failure to do so may result in serious injury and/or damage to the components.

This product must be installed in accordance with the applicable installation code by a person familiar with the construction and operation of the product and the hazards involved.

The light source contained in this luminaire shall only be replaced by the manufacturer or the service agent or a similar qualified person.