

Project Name:

Location:

Specifier:

Rep Agency:

Fixture Type:

Product Code:

KLIK LEDpod™ XL50 Patented

Description

Minimalist point source LED fixture with multiple outputs for use in hollow metal structures such as guard rails, awnings, canopies and custom luminaires. Please note these fixtures are not for use in hand rail.

Housing

Clear anodized aluminum body as standard. Color-match anodized as an option, consult factory.

Aluminum body has a fine 25-micron finish and is hard-coat anodized, thus preventing galvanic corrosion.

Mounting

Unique concealed internal mounting wings hold the fixture in place, deployed via unobtrusive screw holes with patent-pending anti-tamper screws.

- Tube Size:
 - XL50 Flat: RHS min 2.75" height, Max. wall .3125"
 - XL50R50: Ø 3" - 5", Max. wall .3125"
 - XL50R85: Ø 6" - 8", Max. wall .3125"
 - Other sizes available upon request

- Cut Out: 48mm (1.90")
- Weight: 0.43 LBS

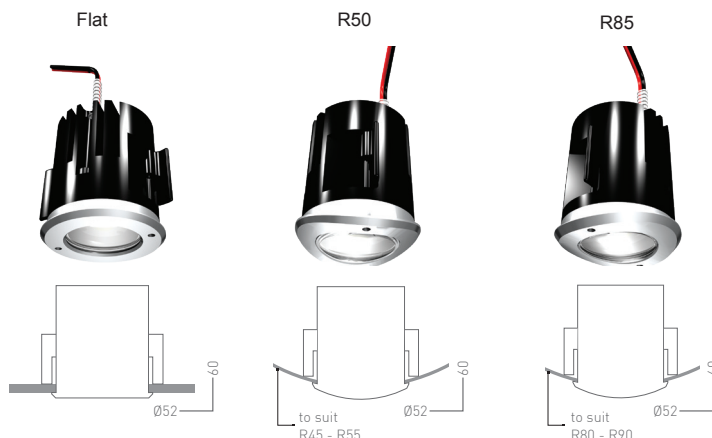
Electrical/LED Driver

- Input Voltage: 24 VDC
- Operating Temp: -40 to 120° F
- Efficiency: Up to 120 lm/W
- Driver: Must use class 2 driver
 - Primary Driver: 110 - 277 VAC UL Listed Constant Voltage
 - Secondary Driver: Constant Current (provided with fixture)
- Control: DALI, 0-10V, DMX
 - DMX control typically for dimming only; Contact factory for addressable and RGBW options
- Enclosure: Minimum NEMA2 for indoor, NEMA 3R for outdoor
- Wire connectors provided; factory wire-harness available, consult factory

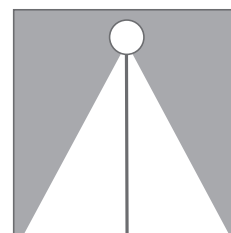
*Please note, all KLIK fixtures are now dimmable as standard
**Must purchase Driver and Enclosure through KLIK to hold warranty

Listings

- ETL listed, UL 1598/CSA 22.2; CE
- cETL
- IP65 rated All IP rated luminaires tested to AS60529-2004 Degrees of protection provided by enclosures (IP Code)
- Class 3 device
- Wet location rated
- International Dark Sky Association Certified (Color temperature must be Amber or less than 3000K)



Commack Library Photo by Ola Wilk/
Wilk Marketing Communications



Symmetric



Product Codes

Follow the steps to specify your fixture. Enter Product Code in field at top of page. Example: LPXL50F0027K2.3SSPT

Fixture Type	Size	Bezel Profile	Color	Wattage	Distribution	Optic	Lens ^{1,2}	Custom Bezel ^{1,2}
LPXL LEDpod XL	50 Drill 1.90" Hole	F00 Flat R50 50mmR R85 85mmR	27K 2700K 30K 3000K 35K 3500K 40K 4000K 50K 5000K RED Red GRN Green BLU Blue AMB Amber PCA PC Amber RGB RGBW ²	2.3 2.3 Watts 3.2 3.2 Watts 4.5 4.5 Watts 6.6 6.6 Watts 7.5 7.5 Watts	S Symmetric	SPT Spot NFL Narrow Flood FLD Flood SPTRFL Spot Reflector NFLRFL Narrow Flood Reflector FLDRFL Flood Reflector	Clear lens standard FRS Frosted (only optic FLDRFL)	DUL DULUX Colors (request color guide) ANO Anodize SPC Standard Powdercoat SHR Diode shroud for horizontal mount

1. Additional charges and lead time apply for this feature.

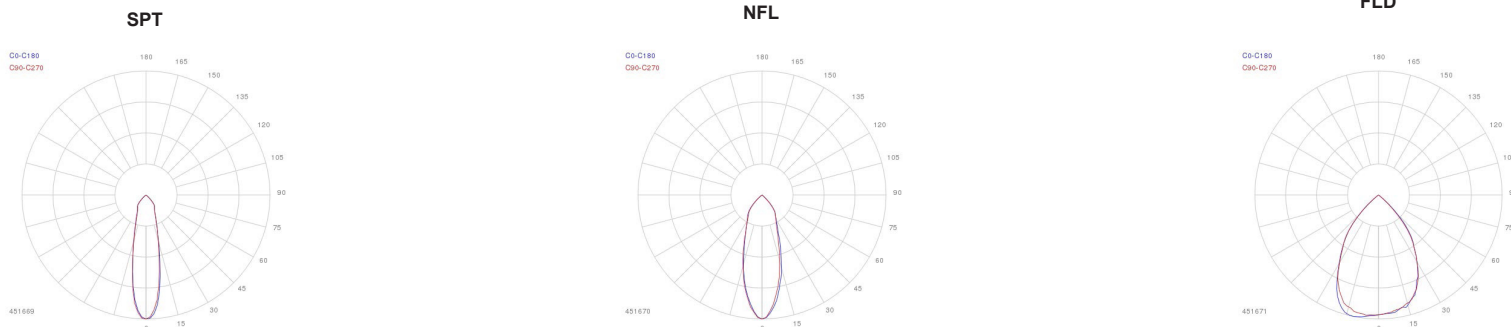
2. Contact factory

Project Name:	Location:
Specifier:	Rep Agency:
Fixture Type:	Product Code:

LED Performance

LED: Cree XT-E
CCT: 2700, 3000, 4000 (others available)

CRI: 80-85
Life: 80% at 50k hrs and 85° C

Binning: 3 MacAdam Steps
Warranty: 5 Year Warranty


Optics			Lens			Reflector		
Beam Angle			SP spot 26°	NFL narrow flood 32°	FL flood 62°	SP spot 24°	NFL narrow flood 30°	FL flood 64°
LOR defined by optics			78	77	78	90	87	88
lm	w	mA	System Lumens @4000K					
300	2.3	350	234	231	234	270	260	264
375	3.1	500	293	289	293	338	325	330
525	4.4	700	410	405	410	473	456	462
690	6.3	1000	539	532	539	621	600	607
810	7.5	1200	632	624	632	729	704	712

Remote Mounting Distance

24 VDC 100W Driver:

- Up to 300' remote length from driver to first LED w/10ga wire
- Contact factory for detailed calculations
- Calculations based on 2' centers between pods at 700mA (2.5W).
- Increased spacing reduces number of pods per circuit.

Primary Driver

Secondary LED Driver

Spacing

Maximum KLIK LEDpods™ *

110 - 277 Primary Voltage Remotely Mounted Dimming Control 10" x 1.5" x 2"	1200mA	8'	9
	1000mA	8'	12
	700mA	8'	18
	500mA	8'	24
	350mA	8'	32

*Based on 16 AWG between LEDpods

Required Accessories

LP096WPRITRNDIM Class 2 IP67 driver, 110-277VAC to 24VDC constant voltage, 0-10 Dim
LP100WPRITRNDIM Class 2 Driver, Dimming, Input voltage = 120-277 VAC, Output voltage = 24 VDC, 5 year warranty

LPNEMA2ENCL NEMA2 INDOOR enclosure for LP100WPRITRNDIM, 12" x 3.3" x 2"
LPNEMA3RENCLJR NEMA 3R Drip Proof Enclosure, 4 x 4 x 12 (IP32 Equivalent)
LPNEMA4ENCLJR NEMA4 Watertight Enclosure, 6 x 4 x 12 (IP66 Equivalent); NEMA4X
LPNEMA6PENCL Available NEMA 6P Submersible Enclosure 15" x 8" x 6" (IP67 Equivalent)

Additional driver & enclosure configurations available. Please note the KLIK UL Listing requires purchase of a remote driver and enclosure.

Project Name:

Location:

Specifier:

Rep Agency:

Fixture Type:

Product Code:

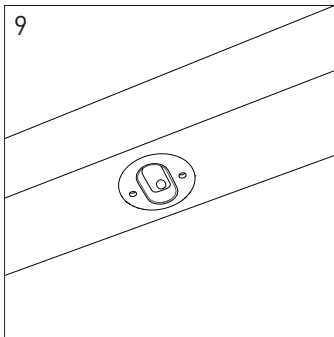
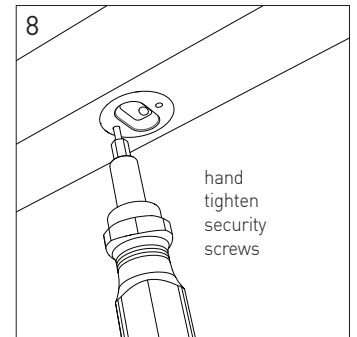
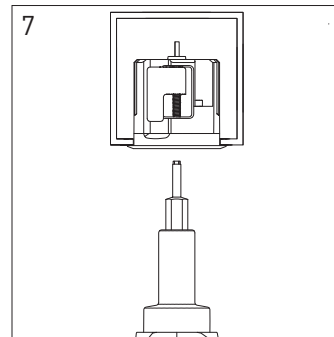
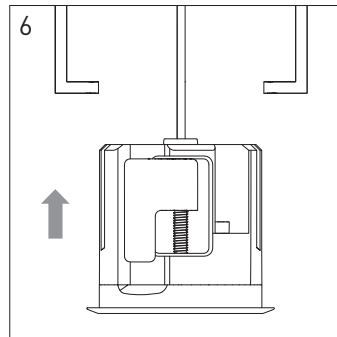
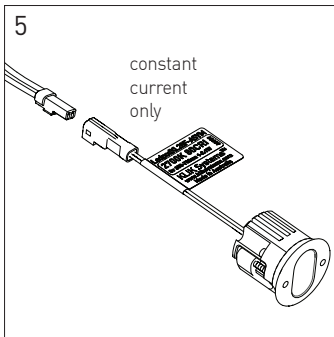
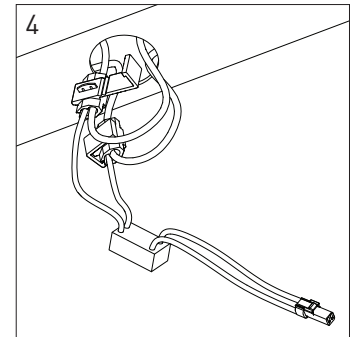
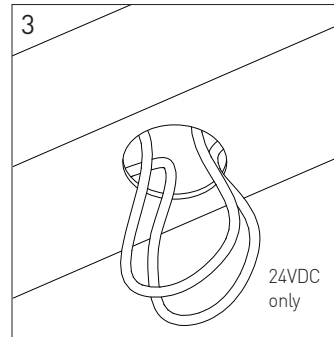
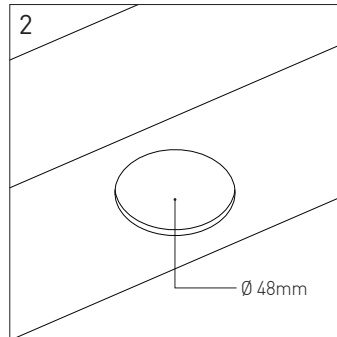
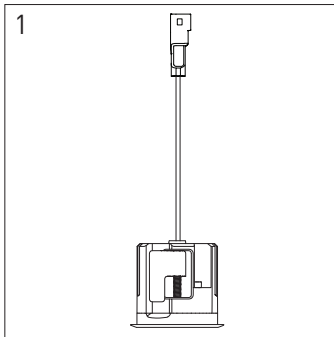
Installation Instructions Additional instructions may apply, consult factory.



Instruction Sheet

LEDpod XL50 · 24VDC

Dimensions
Ø 52 · h 60
Weight
0.088kg/m



Project Name:

Location:

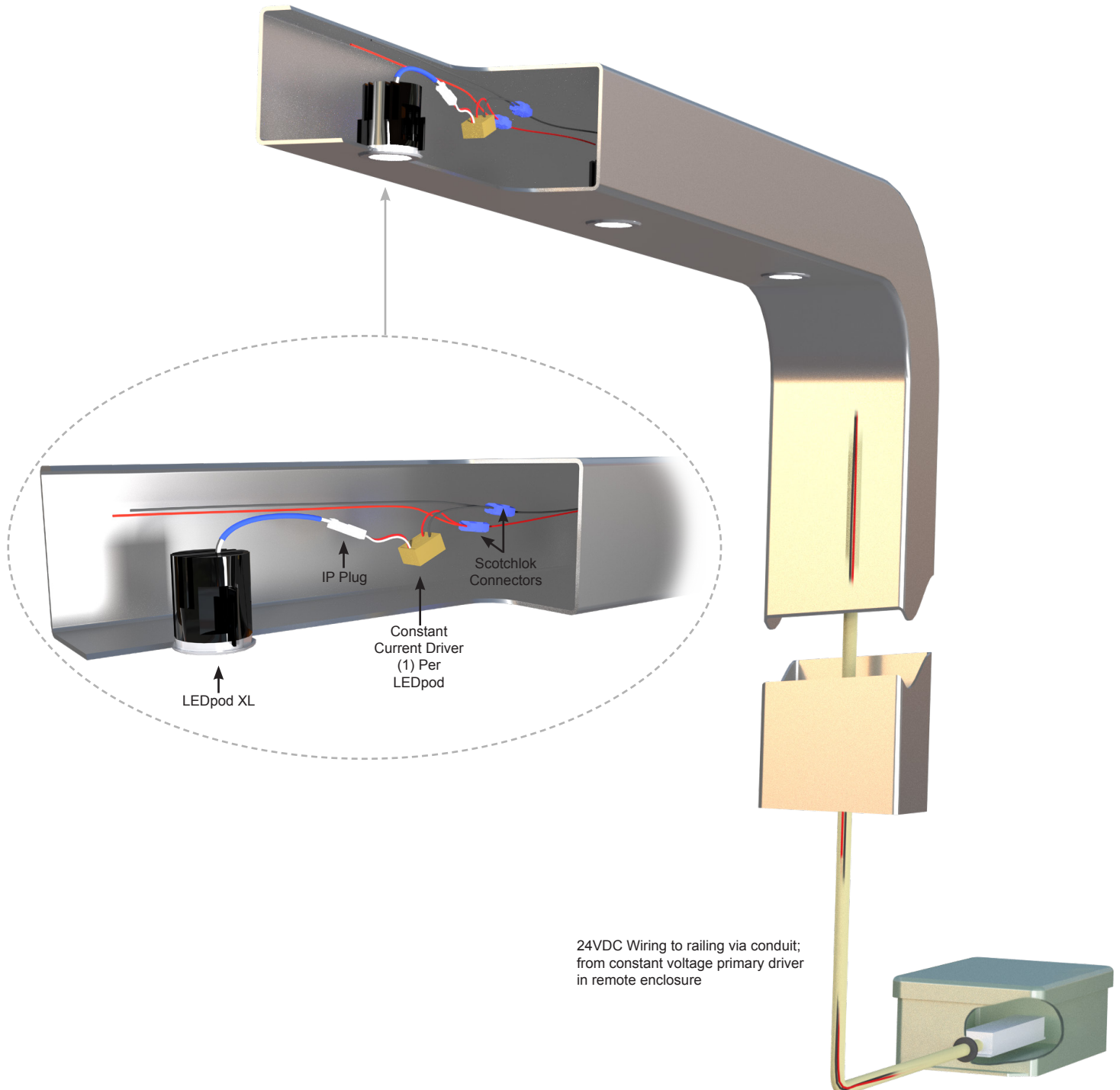
Specifier:

Rep Agency:

Fixture Type:

Product Code:

Wiring Diagram - Through Metal Structure



Project Name:

Location:

Specifier:

Rep Agency:

Fixture Type:

Product Code:

Wiring Diagram - Through Building

